

Top benefits of org.manager for org charting based solutions

org.manager for HCM data visualization and org design

HR technology continues to adapt to evolving HR business requirements. When it comes to org charting, many organizations have invested and continue to rely on legacy solutions that can't keep pace with business requirements. Or perhaps your organization is producing org charts manually, which is a mundane and often error-filled effort as manual charts can quickly become out-of-date. If you consider your organization is falling in one of these categories, or you wish to explore what org charting can do for your organization, we want to introduce you to org.manager, a state-of-the-art org charting and modeling solution that is well positioned to take your org charting capabilities to the next level.

Ingentis has been a recognized leader in the org charting space for twenty years with more than 1,600 customers worldwide. Our active product roadmap in support of our partnerships with key HRIS vendors such as SAP, Oracle, ADP, and more makes us well positioned to provide you the latest technology. It integrates with the leading vendors, including integration in the cloud with SuccessFactors from SAP.

We'd like to share with you some compelling reasons why customers who invest in org charting solutions choose org.manager to achieve their business objectives.

Active product roadmap and technology partnerships

With a staff of more than 30 in-house developers, org.manager has an active roadmap that delivers updates every quarter, along with major upgrades each year, to address our customers' needs. Our ongoing investment places us in a unique position when it comes to integration with the industry's top leading HRIS platforms; only org.manager is certified and integrates with SuccessFactors from SAP and the cloud platform, for example. Our technology partners include SAP, Oracle, and ADP to name a few, and we are continuing to expand and develop our solutions for the cloud. org.manager is also available as an enterprise on-premise solution, which is how you may currently have your org charting solution deployed as well.



Cross-browser functionality

org.manager is based on HTML5 so no client plug-in is required to install for our solution to view org charts. All org charts display across all major browsers and devices, including smartphones and tablets. Furthermore, our robust org modeling solution is fully HTML5 compliant and doesn't require any plug-ins to deliver a robust feature set.

Printing and exporting data

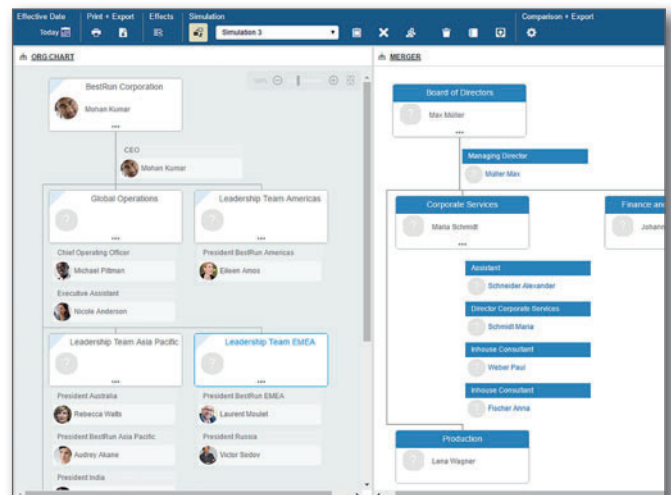
A common request is the ability to print or export data. For example, you may want to export your org charts to PowerPoint or PDF, or export select data from the org chart to Excel. org.manager can do all this for you and more. In fact, you can automate the process of sending out PDF documents of the latest org charts on a regular schedule, so you never have to manually update or send org charts. Our bulk printing option also allows you to quickly and easily print and navigate your entire organization's org chart in PDF format.

Whether you want to forecast future budgets, model organizational change, or evaluate a future state of the organization for planning purposes – it's no problem with org.manager. Our solution takes a snapshot of your current organization so you can model changes without impacting the system of record, while tracking key headcount and budgeting metrics, including a span of control. Furthermore, you can take advantage of the unique org.manager merger capability which displays two separate org charts side-by-side and simply drag-and-drop employees from the acquired company into your own. Whether you need to work on a simulation on your own or with business colleagues, org.manager makes it simple to share and collaborate on your plans. In short, org.manager is great for generating "what-if" scenarios for re-orgs, future planning, and mergers and acquisitions.

Single sign-on and field-level security

Accessing an org chart could not be easier or done more securely. org.manager supports single sign-on (SSO) as well as Active Directory (AD) authentication. We also leverage the security built into other platforms, such as user authentication via SuccessFactors. While access to charts is handled securely, you can also use permission rights and user roles for org chart access by span of control or down to the individual field level, to ensure any sensitive data is fully-protected. We understand how critical security is and with org.manager we have you covered.

Charting organizational change



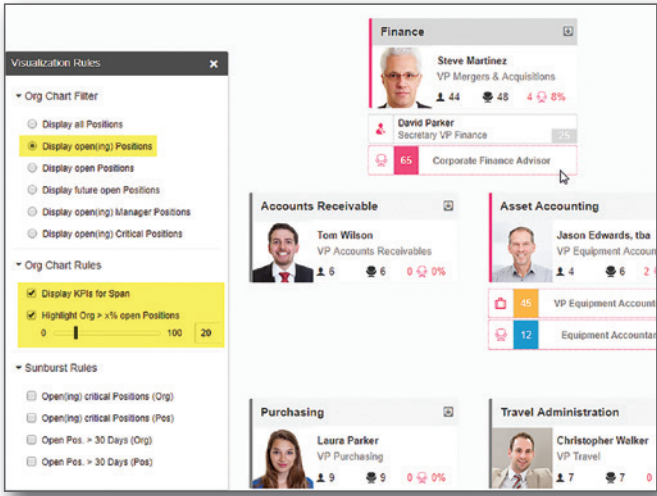
An intelligent org chart designed to work for you

To help keep you focused on critical trends and KPIs involving your organization, org.manager includes the ability to notify you if any KPIs or conditions are met. For example, what if the vacancy rate for a department exceeds 15%, or if a position has been vacant for a certain amount

of days. org.manager can be easily configured to monitor measurable change in your organization and alert you when conditions are met. Isn't it refreshing to have an org chart that not only simplifies the visualization of HCM data but can also inform you of key events?

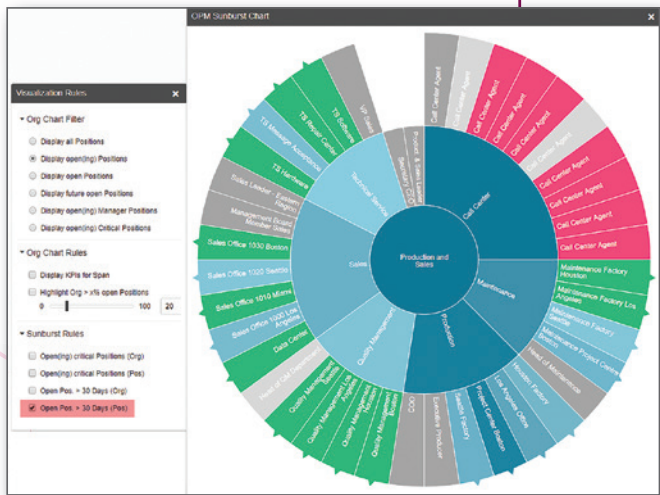
Enhanced visualization filters

If you want to focus on a segment of your organization or just spotlight those departments and/or positions that meet certain criteria, org.manager makes it easy to set up visualization filters so you can quickly find open positions, positions by employee type (such as contingent workforce or hourly workers), or employees based on any type of talent or demographic data. Your org chart views will update on the fly as you select the data visualization features you wish to use and will spotlight those employees, positions, and/or departments that meet your criteria.



Visualize your HCM data beyond simple org charts

While org charts are our specialty, org.manager includes advanced data visualization features to help you display information in concise and intuitive ways. For example, you can create a dashboard view that focuses on individual departments. You can view measurable data using pie charts, bar graphs, histograms, bubble charts, pop-up visualizations and more. To navigate a large organization, org.manager's sunburst chart helps you find exactly what you are looking for, so you don't have to try to search org charts containing hundreds of boxes. Our clients rave about the unique and compelling data visualizations provided to help you understand your HCM data.



Making sense of your data for informed business decisions

You can't make informed decisions without being presented data in an understandable and visually appealing format. In order to collect data from multiple data sources and view it all in a single, holistic view, org.manager integrates

with the leading HRIS vendors including SAP, Oracle, ADP, Workday and many more. If you are struggling to view data that is spread across multiple data sources, let org.manager help you see the big picture.

Why Ingentis is the right company to help solve your business problems!

Ingentis has more than twenty years of experience working with literally hundreds of organizations to help them make sense of their HCM data. That's why working with Ingentis isn't necessarily about the technology or features supported, but how we go about addressing your business requirements and helping you make informed business decisions. By understanding today's HR business challenges, Ingentis offers

compelling extensions that address fundamental business challenges regarding open position management, succession planning, talent management, diversity and inclusion, and much more. Our white papers tackle these HR challenges and demonstrate how we can help you make more informed business decisions in these areas.

For more information...
please visit www.ingentis.com
or use our service hotline
+1 800 518 1942.

Ingentis Softwareentwicklung GmbH
Raudtner Str. 7
90475 Nuremberg / Germany
Tel: +49 911 98 97 59 0
E-Mail: mail@ingentis.com

Ingentis Inc.
775 Baywood Dr., Suite 312
Petaluma, CA 94954 / USA
Phone: +1 800 518 1942
E-Mail: mail@ingentis-us.com

